

SANA Art is perfect for areas where noise affects the soundscape, while adding visual dimension with stunning art options for your spaces aesthetic.

With an NRC of 0.70, SANA 24mm absorbs up to 70% of background noise, adding acoustic and aesthetic benefit to the space.

- Featuring LX33 EDGE powder coated frame: Black, White, Teak, Ash
- High resolution art finish
- Art library & custom artwork options
- Available in 6 ideal sizes
- Split batten installation
- MDF backing enhances acoustic benefit
- 15 business day lead time

Code	Size (mm)	Frame Colour
VAA6060-C	600 x 600	Black or White LX33
VAA9060-C	900 x 600	Black or White LX33
VAA1290-C	1200 x 900	Black or White LX33
VAA1590-C	1500 x 900	Black or White LX33
VAA1812-C	1800 x 1200	Black or White LX33
VAA2412-C	2400 x 1200	Black or White LX33

Code	Size (mm)	Frame Colour
VAA6060-W	600 x 600	Teak or Ash (Woodgrain)
VAA9060-W	900 x 600	Teak or Ash (Woodgrain)
VAA1290-W	1200 x 900	Teak or Ash (Woodgrain)
VAA1590-W	1500 x 900	Teak or Ash (Woodgrain)
VAA1812-W	1800 x 1200	Teak or Ash (Woodgrain)
VAA2412-W	2400 x 1200	Teak or Ash (Woodgrain)

Frame Options

Teak



Ash



White



Black





SANA *art* Design Library

All Designs can be created as single panels or divided across 3 panels for all sizes

Carvings



Jungle




Florals




Bronze



Beach



Oak



Impression



Palm



Starry




Mural



Paradise



Sunset



Wood Grain







SANA
art

**BOARDS
DIRECT**